

Sample Size Considerations for Comparing Dynamic Treatment Regimens in a Sequentially-Randomized Trial with a Continuous Longitudinal Outcome

Nicholas J. Seewald

Department of Statistics
University of Michigan

Joint work with Kelley M. Kidwell, Inbal Nahum-Shani, Tianshuang Wu, James R. McKay, and Daniel Almirall

SCT Annual Meeting 2019
20 May 2019

Motivating Example: The ENGAGE Study

In treating alcohol- and cocaine-dependent patients, there is a question as to how best to re-engage individuals who do not engage in treatment.

-
- McKay, J. R., et al. (2015). *J. Consult. Clin. Psychol.*

Motivating Example: The ENGAGE Study

In treating alcohol- and cocaine-dependent patients, there is a question as to how best to re-engage individuals who do not engage in treatment.

For these individuals, should we attempt to re-engage them in their original treatment, or offer them a choice of treatment modality?

• McKay, J. R., et al. (2015). *J. Consult. Clin. Psychol.*

Motivating Example: The ENGAGE Study

In treating alcohol- and cocaine-dependent patients, there is a question as to how best to re-engage individuals who do not engage in treatment.

For these individuals, should we attempt to re-engage them in their original treatment, or offer them a choice of treatment modality?

What do we do if that doesn't work?

• McKay, J. R., et al. (2015). *J. Consult. Clin. Psychol.*

Motivating Example: The ENGAGE Study

In treating alcohol- and cocaine-dependent patients, there is a question as to how best to re-engage individuals who do not engage in treatment.

For these individuals, should we attempt to re-engage them in their original treatment, or offer them a choice of treatment modality?

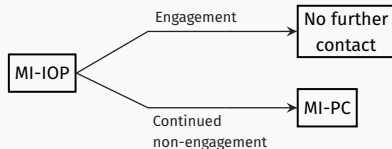
What do we do if that doesn't work?

This is a question about a *sequence* of treatments.

• McKay, J. R., et al. (2015). *J. Consult. Clin. Psychol.*

Dynamic Treatment Regimens

Dynamic treatment regimens (DTRs) operationalize clinical decision-making by recommending particular treatments to certain subsets of patients at specific times.



- **MI-IOP:** 2 motivational interviews to re-engage patient in **I**ntensive **O**utpatient **P**rogram
- **MI-PC:** 2 motivational interviews to engage **P**atient in treatment of their **C**hoice.

• Chakraborty, B., and E. E. M. Moodie (2013). *Statistical Methods for Dynamic Treatment Regimes*.

Sequential, Multiple-Assignment Randomized Trials

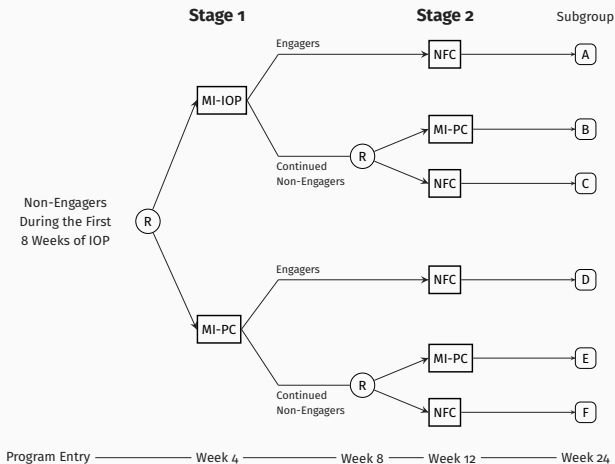
A **SMART** is one type of randomized trial design that can be used to answer questions at multiple stages of the development of a high-quality DTR.

Sequential, Multiple-Assignment Randomized Trials

A **SMART** is one type of randomized trial design that can be used to answer questions at multiple stages of the development of a high-quality DTR.

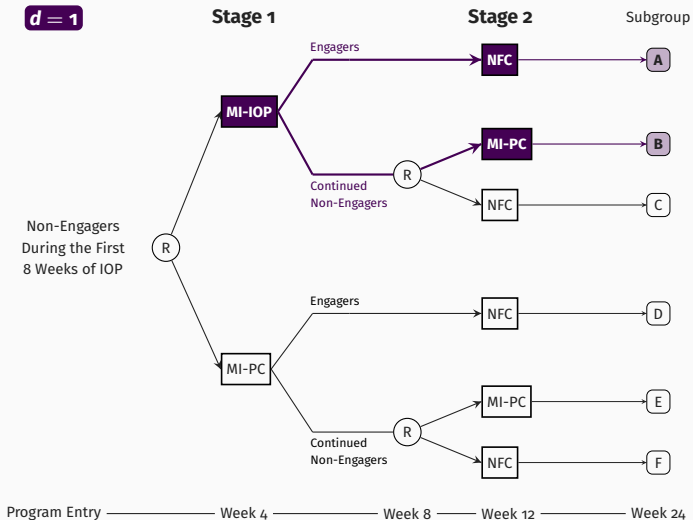
The key feature of a SMART is that some (or all) participants are randomized *more than once*.

Motivating Example: The ENGAGE Study

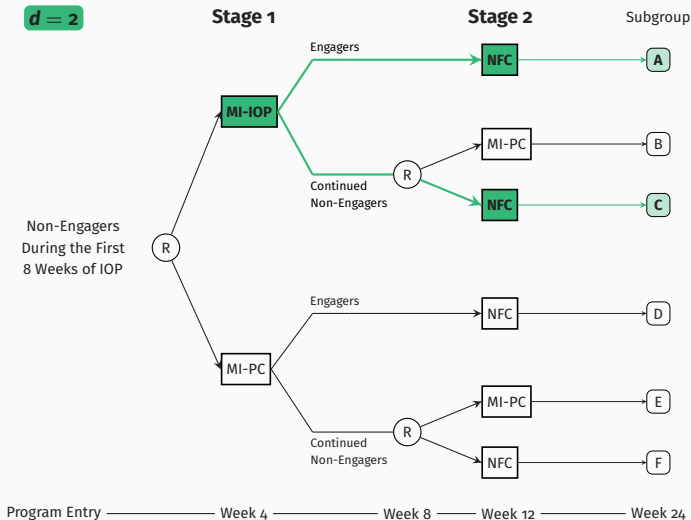


- McKay, J. R., et al. (2015). *J. Consult. Clin. Psychol.*

Four Embedded DTRs in ENGAGE

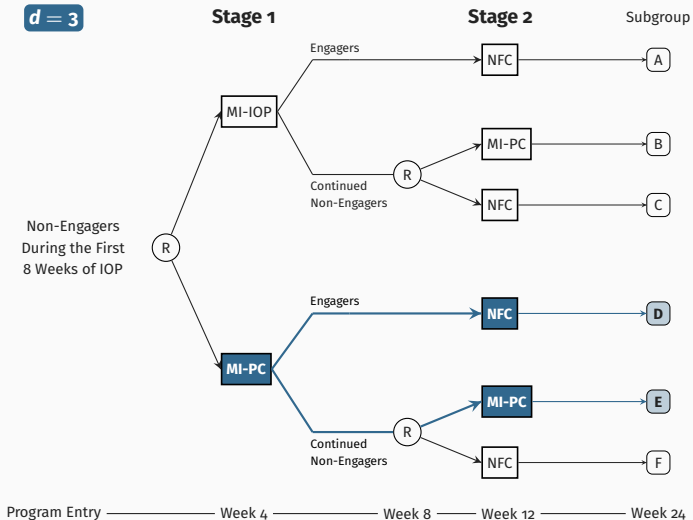


Four Embedded DTRs in ENGAGE



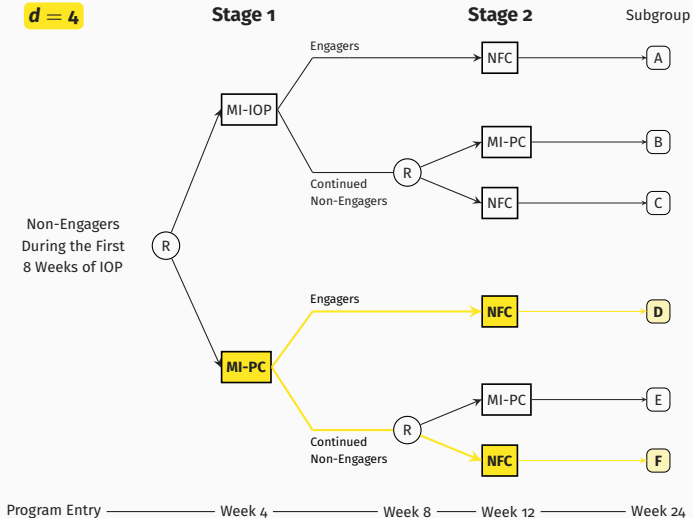
Four Embedded DTRs in ENGAGE

$d = 3$



Four Embedded DTRs in ENGAGE

$d = 4$



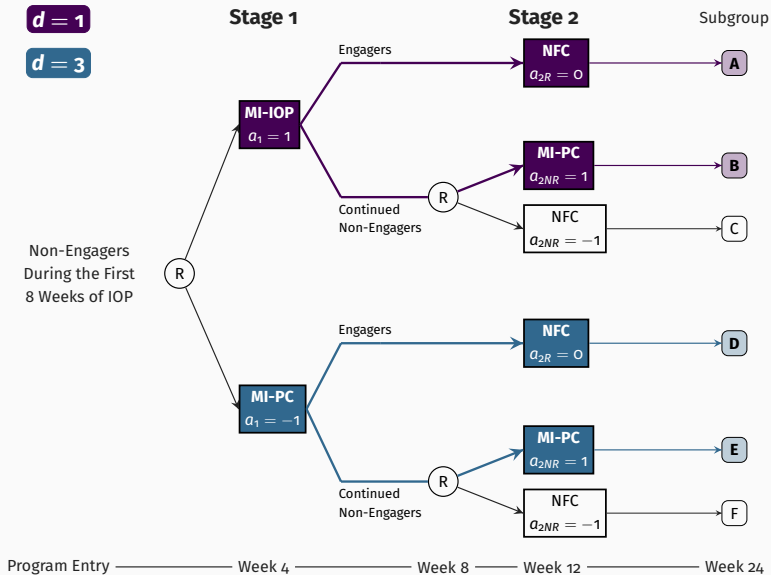
A common primary aim in a SMART

is the comparison of two embedded DTRs using a continuous outcome collected at the end of the study.

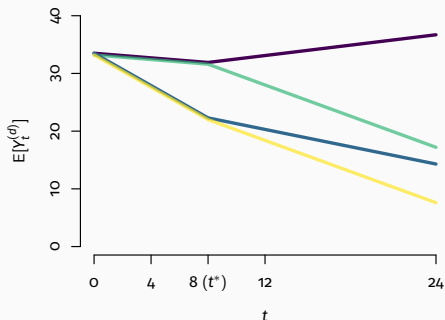
Primary Aim

$d = 1$

$d = 3$



An Example Model for a Continuous Longitudinal Outcome in ENGAGE (Lu et al. 2016)



$$\begin{aligned}
 E \left[Y_t^{(d)} \mid \mathbf{X} \right] &:= \mu^{(d)}(\mathbf{X}_i; \eta, \gamma) \\
 &= \eta^\top \mathbf{X}_i + \gamma_0 \\
 &\quad + \mathbb{1}\{t \leq t^*\} \{ \gamma_1 t + \gamma_2 \mathbf{a}_1 t \} \\
 &\quad + \mathbb{1}\{t > t^*\} \{ t^* \gamma_1 + t^* \gamma_2 \mathbf{a}_1 \\
 &\quad \quad + \gamma_3 (t - t^*) + \gamma_4 (t - t^*) \mathbf{a}_1 \\
 &\quad \quad + \gamma_5 (t - t^*) \mathbf{a}_{2NR} \\
 &\quad \quad + \gamma_6 (t - t^*) \mathbf{a}_1 \mathbf{a}_{2NR} \}
 \end{aligned}$$

	d = 1	d = 2	d = 3	d = 4
a₁	1	1	-1	-1
a_{2R}	0	0	0	0
a_{2NR}	1	-1	1	-1

“GEE-Type” Estimating Equations for Model Parameters

$$0 = \sum_{i=1}^N \sum_d \left[\frac{I^{(d)}(A_{1,i}, R_i, A_{2,i})}{\underbrace{P(A_{1,i} = a_1)P(A_{2,i} = a_2 | A_{1,i} = a_1, R_i)}_{W^{(d)}(A_{1,i}, R_i, A_{2,i})}} \cdot \mathbf{D}^{(d)}(\mathbf{X}_i)^\top \cdot \mathbf{V}^{(d)}(\boldsymbol{\tau})^{-1} \cdot (\mathbf{Y}_i - \boldsymbol{\mu}^{(d)}(\mathbf{X}_i; \boldsymbol{\eta}, \boldsymbol{\gamma})) \right],$$

where

- d specifies an embedded DTR,
- $W^{(d)}(A_{1,i}, R_i, A_{2,i}) = \mathbb{1}\{A_{1,i} = a_1\} (2R_i + 4(1 - R_i) \mathbb{1}\{A_{2,i} = a_2\})$
- $\mathbf{D}^{(d)}(\mathbf{X}_i) = \frac{\partial}{\partial(\boldsymbol{\eta}^\top, \boldsymbol{\gamma}^\top)^\top} \boldsymbol{\mu}^{(d)}(\mathbf{X}_i; \boldsymbol{\eta}, \boldsymbol{\gamma})$
- $\mathbf{V}^{(d)}(\boldsymbol{\tau})$ is a working model for $\mathbf{Var}(\mathbf{Y}^{(d)} - \boldsymbol{\mu}^{(d)}(\mathbf{X}_i; \boldsymbol{\eta}, \boldsymbol{\gamma}) | \mathbf{X}_i)$

• Lu, X., et al. (2016). *Stat. Med.*

Goal:

Develop a sample size formula for SMARTs with a continuous longitudinal outcome in which the primary aim is to compare, at end-of-study, two embedded DTRs which recommend different first-stage treatments.

Sample Size for an End-of-Study Comparison

$$N \geq \frac{4 \left(z_{1-\alpha/2} + z_{1-\beta} \right)^2}{\delta^2} \cdot (1 - \rho^2) \cdot (2 - r)$$

where

- $\delta = E[Y_2^{(d)} - Y_2^{(d')}] / \sqrt{(\text{Var}(Y_2^{(d)}) + \text{Var}(Y_2^{(d')}))} / 2$ is the targeted standardized effect size
- α is the desired type-I error
- $1 - \beta$ is the desired power
- $\rho = \text{cor}(Y_t, Y_{t'})$ for $t \neq t'$
- $r = P(R_i = 1)$

Sample Size for an End-of-Study Comparison

$$N \geq \underbrace{\frac{4 \left(z_{1-\alpha/2} + z_{1-\beta} \right)^2}{\delta^2}}_{\text{Standard sample size for a 2-arm trial}} \cdot (1 - \rho^2) \cdot (2 - r)$$

where

- $\delta = E[Y_2^{(d)} - Y_2^{(d')}] / \sqrt{(\text{Var}(Y_2^{(d)}) + \text{Var}(Y_2^{(d')}))} / 2$ is the targeted standardized effect size
- α is the desired type-I error
- $1 - \beta$ is the desired power
- $\rho = \text{cor}(Y_t, Y_{t'})$ for $t \neq t'$
- $r = P(R_i = 1)$

Sample Size for an End-of-Study Comparison

$$N \geq \frac{4 \left(z_{1-\alpha/2} + z_{1-\beta} \right)^2}{\delta^2} \cdot \underbrace{(1 - \rho^2)}_{\text{Deflation for repeated measures}} \cdot (2 - r)$$

where

- $\delta = E[Y_2^{(d)} - Y_2^{(d')}] / \sqrt{(\text{Var}(Y_2^{(d)}) + \text{Var}(Y_2^{(d')}))} / 2$ is the targeted standardized effect size
- α is the desired type-I error
- $1 - \beta$ is the desired power
- $\rho = \text{cor}(Y_t, Y_{t'})$ for $t \neq t'$
- $r = P(R_i = 1)$

Sample Size for an End-of-Study Comparison

$$N \geq \frac{4 \left(z_{1-\alpha/2} + z_{1-\beta} \right)^2}{\delta^2} \cdot (1 - \rho^2) \cdot \underbrace{(2 - r)}$$

Inflation for SMART design

where

- $\delta = E[Y_2^{(d)} - Y_2^{(d')}] / \sqrt{(\text{Var}(Y_2^{(d)}) + \text{Var}(Y_2^{(d')}))} / 2$ is the targeted standardized effect size
- α is the desired type-I error
- $1 - \beta$ is the desired power
- $\rho = \text{cor}(Y_t, Y_{t'})$ for $t \neq t'$
- $r = P(R_i = 1)$

Sample Size for an End-of-Study Comparison

Table 1: Example sample sizes for comparison of two embedded DTRs. $r = 0.4$, $\alpha = 0.05$ (two-sided), and $1 - \beta = 0.8$.

Std. Effect Size	Within-Person Correlation		
	$\rho = 0$	$\rho = 0.3$	$\rho = 0.6$
$\delta = 0.3$	559	508	358
$\delta = 0.5$	201	183	129

Working Assumptions for Sample Size

1. *Response is uncorrelated with products of first-stage residuals. For any $t_i \leq t_j \leq t^*$,*

$$\text{Cov} \left(R^{(a_1)}, \left(Y_{t_i}^{(d)} - \mu_{t_i}^{(d)} \right) \left(Y_{t_j}^{(d)} - \mu_{t_j}^{(d)} \right) \right) = 0$$

Working Assumptions for Sample Size

1. *Response is uncorrelated with products of first-stage residuals.* For any $t_i \leq t_j \leq t^*$,

$$\text{Cov} \left(R^{(a_1)}, \left(Y_{t_i}^{(d)} - \mu_{t_i}^{(d)} \right) \left(Y_{t_j}^{(d)} - \mu_{t_j}^{(d)} \right) \right) = 0$$

2. *Constrained conditional covariances.*

$$2.1 \ E \left[\left(Y_2^{(d)} - \mu_2^{(d)} \right)^2 \mid R^{(a_1)} = 0 \right] \leq \text{Var} \left(Y_2^{(d)} \right)$$

• Oetting, A. I., et al. (2011).

Working Assumptions for Sample Size

1. *Response is uncorrelated with products of first-stage residuals.* For any $t_i \leq t_j \leq t^*$,

$$\text{Cov} \left(R^{(a_1)}, \left(Y_{t_i}^{(d)} - \mu_{t_i}^{(d)} \right) \left(Y_{t_j}^{(d)} - \mu_{t_j}^{(d)} \right) \right) = 0$$

2. *Constrained conditional covariances.*

$$2.1 \quad E \left[\left(Y_2^{(d)} - \mu_2^{(d)} \right)^2 \mid R^{(a_1)} = 0 \right] \leq \text{Var} \left(Y_2^{(d)} \right)$$

$$2.2 \quad \text{Cov}(Y_t^{(d)}, Y_2^{(d)} \mid R = 1) \leq \text{Cov}(Y_t^{(d)}, Y_2^{(d)} \mid R = 0) \text{ for all } d \text{ and } t = 0, 1.$$

• Oetting, A. I., et al. (2011).

3. *Exchangeable correlation structure.*

$$\text{Var}(\mathbf{Y}^{(d)}) = \sigma^2 \begin{bmatrix} 1 & \rho & \rho \\ \rho & 1 & \rho \\ \rho & \rho & 1 \end{bmatrix}$$

for all d .

Simulation Results

Target: $1 - \beta = 0.8$, $\alpha = 0.05$ (two-sided)

δ	$P(R = 1)$	ρ	N	Empirical power			
				All satisfied	1 violated	2.1 violated	2.2 violated
0.3	0.4	0	559	0.801	0.778*	0.803	-
		0.3	508	0.804	0.800	0.797	0.798
		0.6	358	0.817	0.807	0.759*	0.788
		0.8	201	0.836	0.809	-	0.792
	0.6	0	489	0.804	0.736*	0.810	-
		0.3	445	0.797	0.758*	0.795	0.780*
		0.6	313	0.824	0.793	0.752*	0.770*
		0.8	176	0.845	0.754*	-	0.776*

* Result is significantly less than 0.8 at the 0.05 significance level.

Funding

This work was supported by the following awards from the National Institutes of Health: R01DA039901, P50DA039838, R01HD073975, R03MH097954, P01AA016821, RC1AA019092, U54EB020404. The content of this presentation is solely the responsibility of the authors and does not necessarily represent the official views of the National Institutes of Health.



nickseewald.com

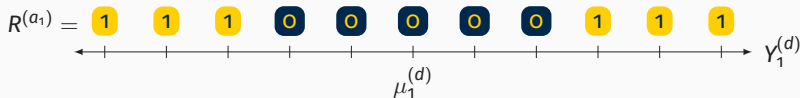
Extra Slides

Working Assumptions for Sample Size

1. Response is uncorrelated with products of first-stage residuals. For any $t_i \leq t_j \leq t^*$,

$$\text{Cov} \left(R^{(a_1)}, \left(Y_{t_i}^{(d)} - \mu_{t_i}^{(d)} \right) \left(Y_{t_j}^{(d)} - \mu_{t_j}^{(d)} \right) \right) = 0$$

Intuition: If this is not true, the relationship between, say $Y_1^{(d)}$ and R might look like this:



Two Definitions of Response

$$R^{(a_1)} = \mathbb{1} \left\{ \left(Y_1^{(d)} \right)^2 > 4.7 \right\}$$



$$R^{(a_1)} = \mathbb{1} \left\{ Y_1^{(d)} > 0.7 \right\}$$

